



# Ripon Area School District

Parent Survey Report

November 24, 2025

# Contents



**Background**



**Respondent  
Information**



**Results & Analysis**



**Wrap-up/Questions**





**Our mission is to help educational leaders gather, organize, and use data to make strategic decisions.**

- Founded in **2002** to provide independent research
- Conducted over **3 million** staff, parent, and student, and community surveys for school improvement
- Helped more than **1,300** school districts navigate the strategic planning and referendum planning process

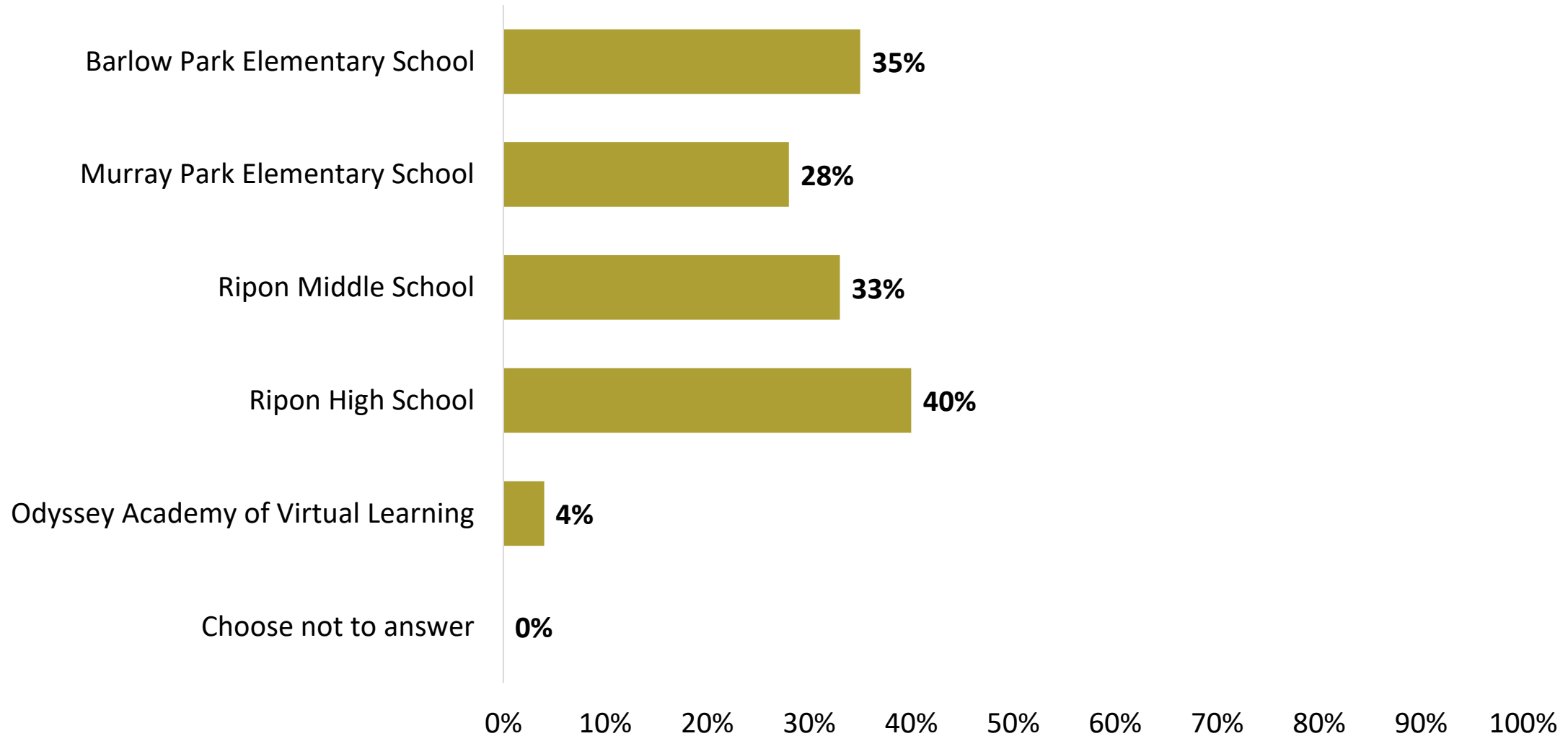
# Parent Survey Information

- **October 27, 2025** survey deadline
- **257** respondents
- **20%** participation rate



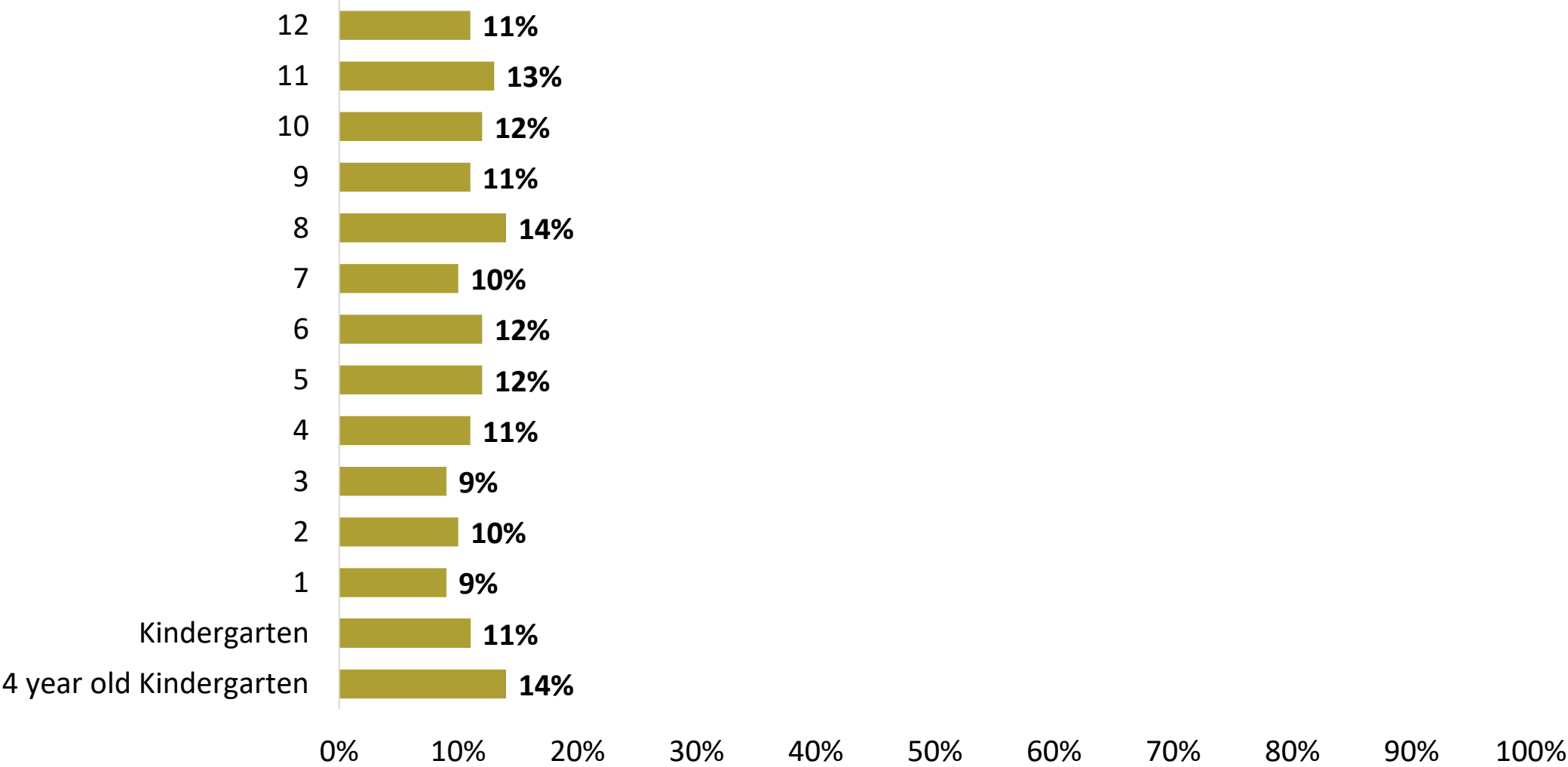
# Which schools do your children attend?

*(Select all that apply.)*

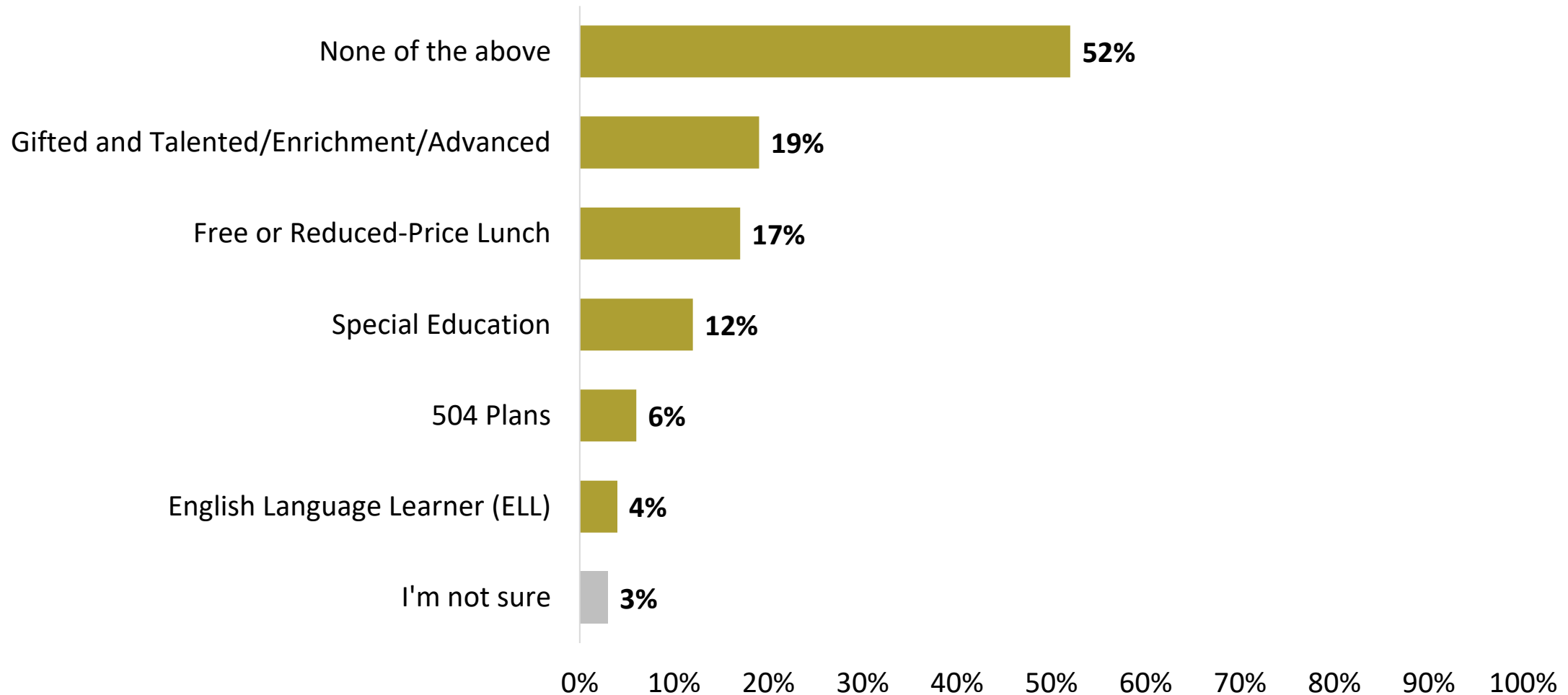


# Grade level of your child(ren):

*(Select all that apply.)*



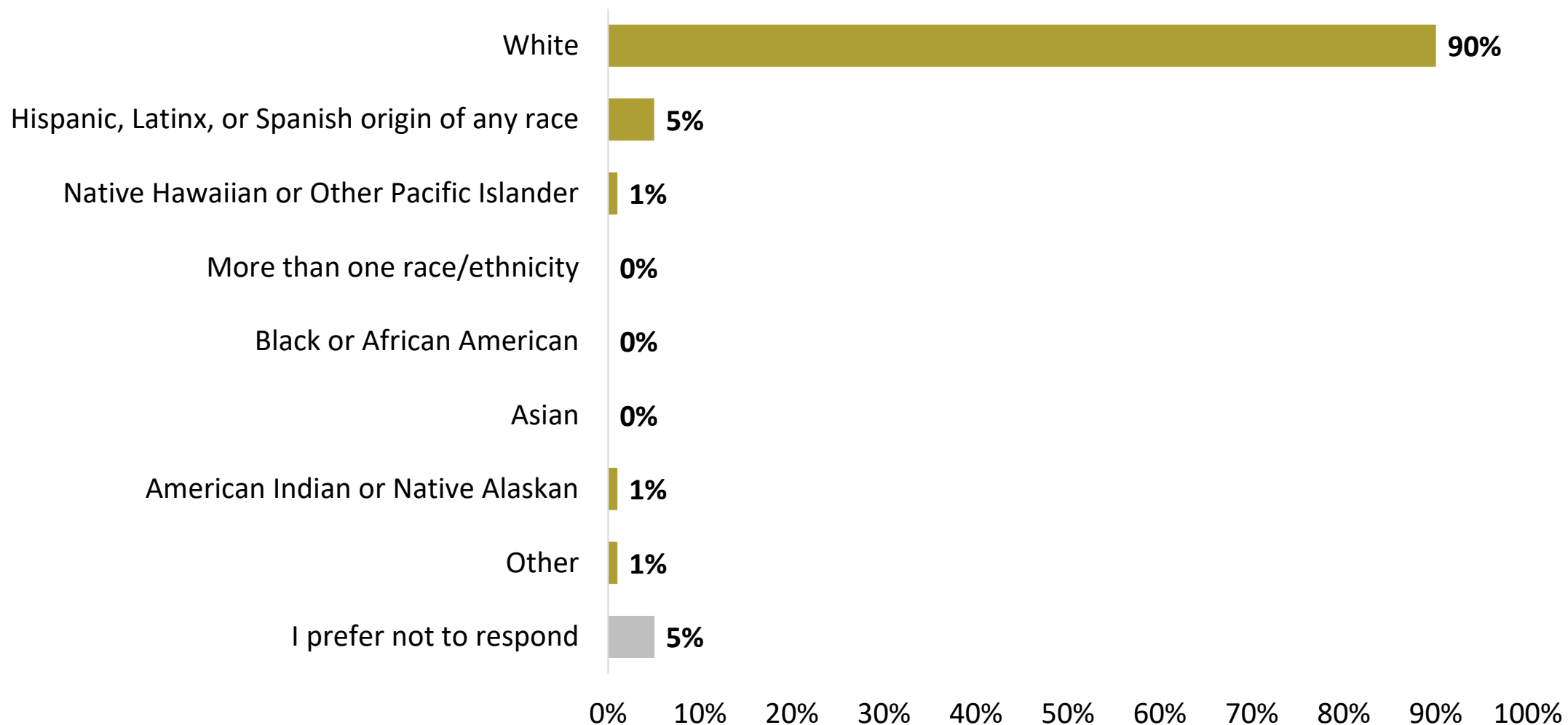
# One or more of my children receive the following services: *(Select all that apply.)*





# I identify as:

*(Select all that apply)*







# Index Analysis

**Indexes are designed to provide education leaders with a snapshot of the results.**

Scores are calculated based on the following scale:

*Strongly Agree = 5*






*Agree = 4*

*Disagree = 2*

*Strongly Disagree = 1*

*“Don’t know/doesn’t apply”* are not included in the calculation.

# Parent Indexes

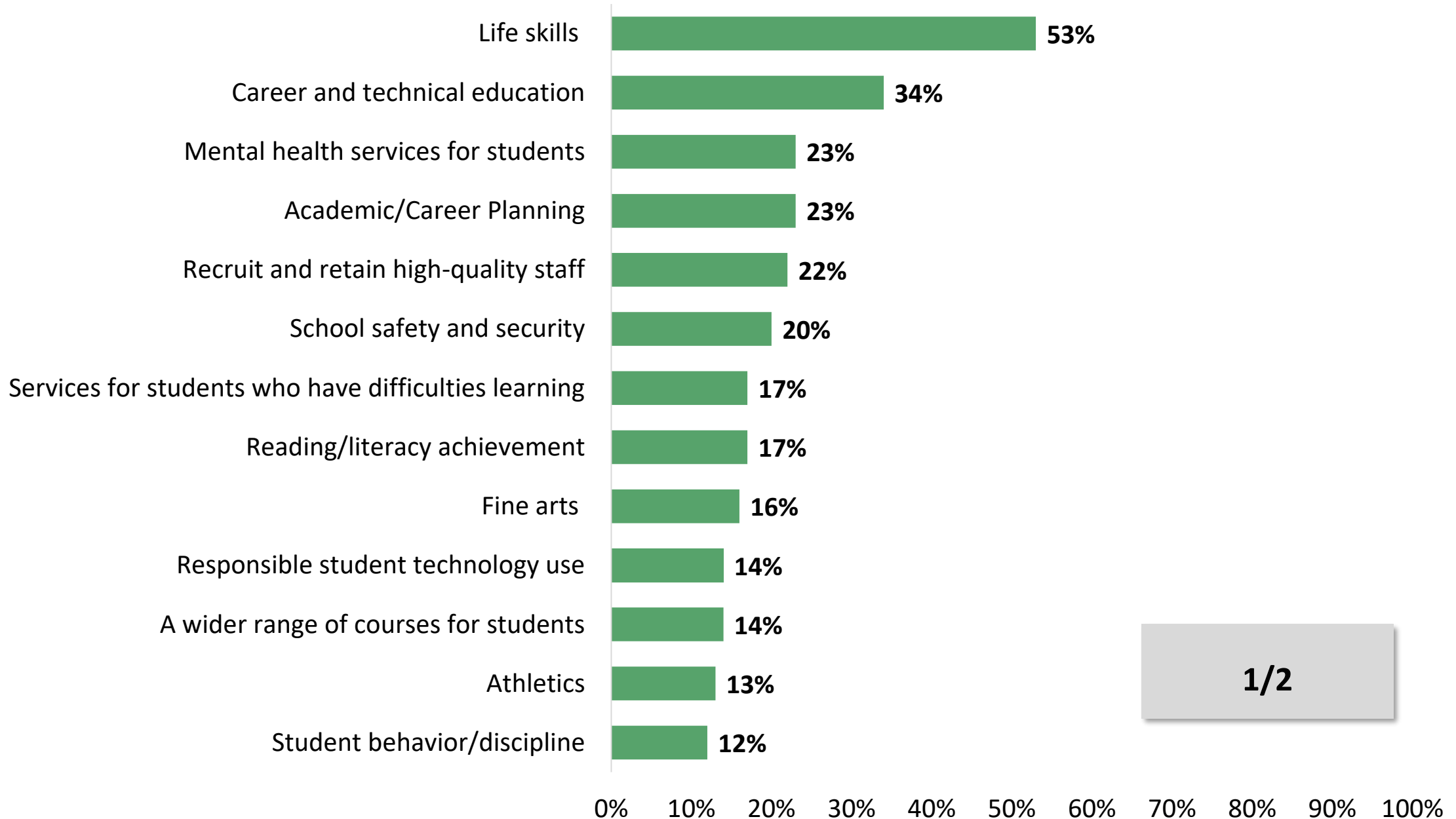
	INDEX	CURRENT SCORE	PREVIOUS SCORE	% CHANGE	COMPARISON
	<b>INFORMED</b> I am kept up to date on my child's progress and what's happening at school.	4.03	3.93	2.5%	63 <sup>rd</sup>
	<b>INCLUDED</b> I am welcomed, respected, and part of the school community.	3.90	3.77	3.4%	44 <sup>th</sup>
	<b>EDUCATIONAL EXCELLENCE</b> My child's school is effective in helping them learn, develop, and succeed.	3.99	3.80	5.0%	74 <sup>th</sup>
	<b>ATMOSPHERE</b> My child feels safe and supported at school.	4.08	3.94	3.6%	63 <sup>rd</sup>
	<b>EXPERIENCE</b> My family is accepted, respected, and supported at school.	4.09	3.96	3.3%	61 <sup>st</sup>

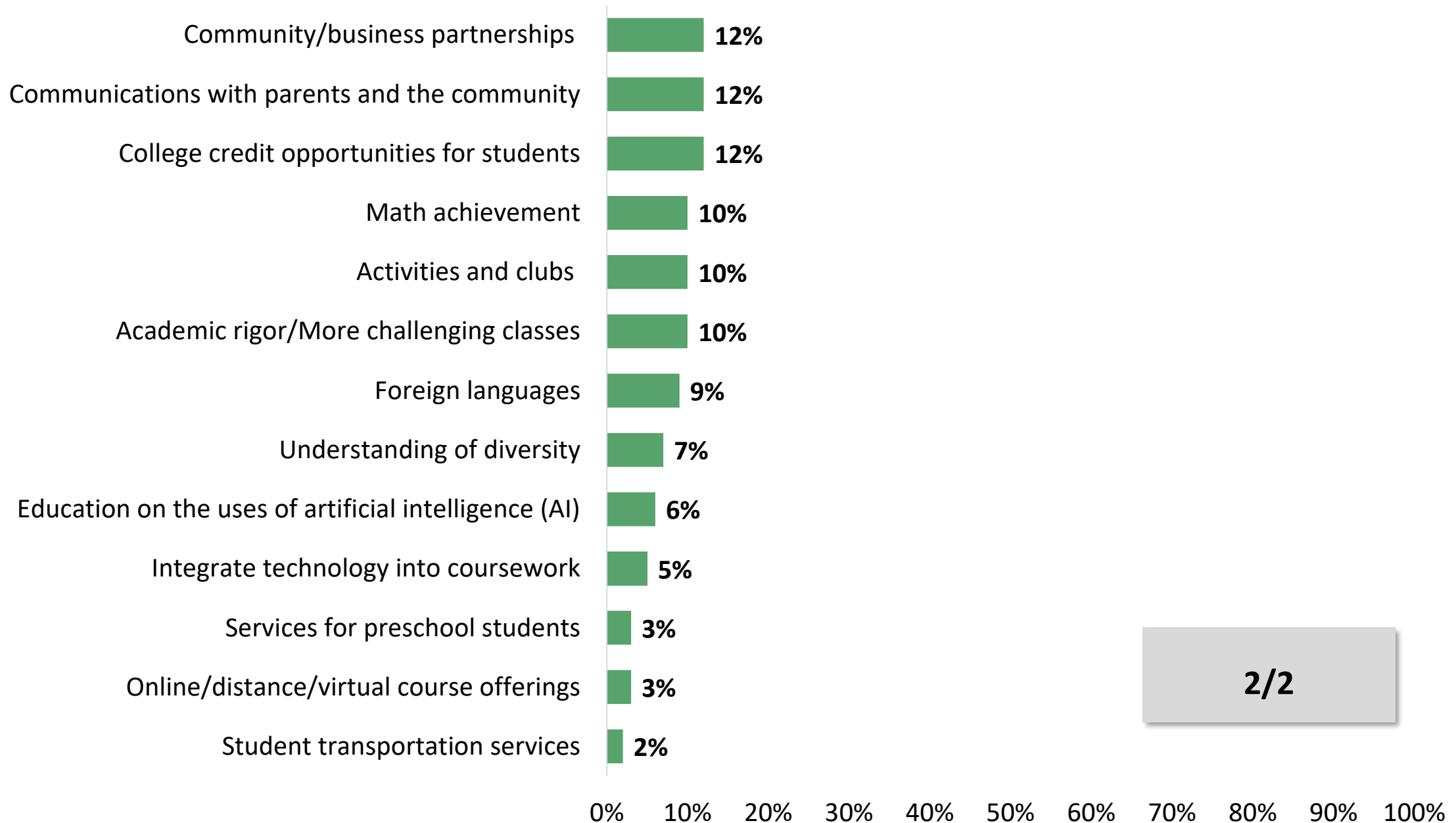




# Planning Priorities

Please choose up to 4 areas you believe we should focus our planning efforts.







# Item Analysis

Unless otherwise noted, scores are calculated based on the following scale:

*Strongly Agree = 5*

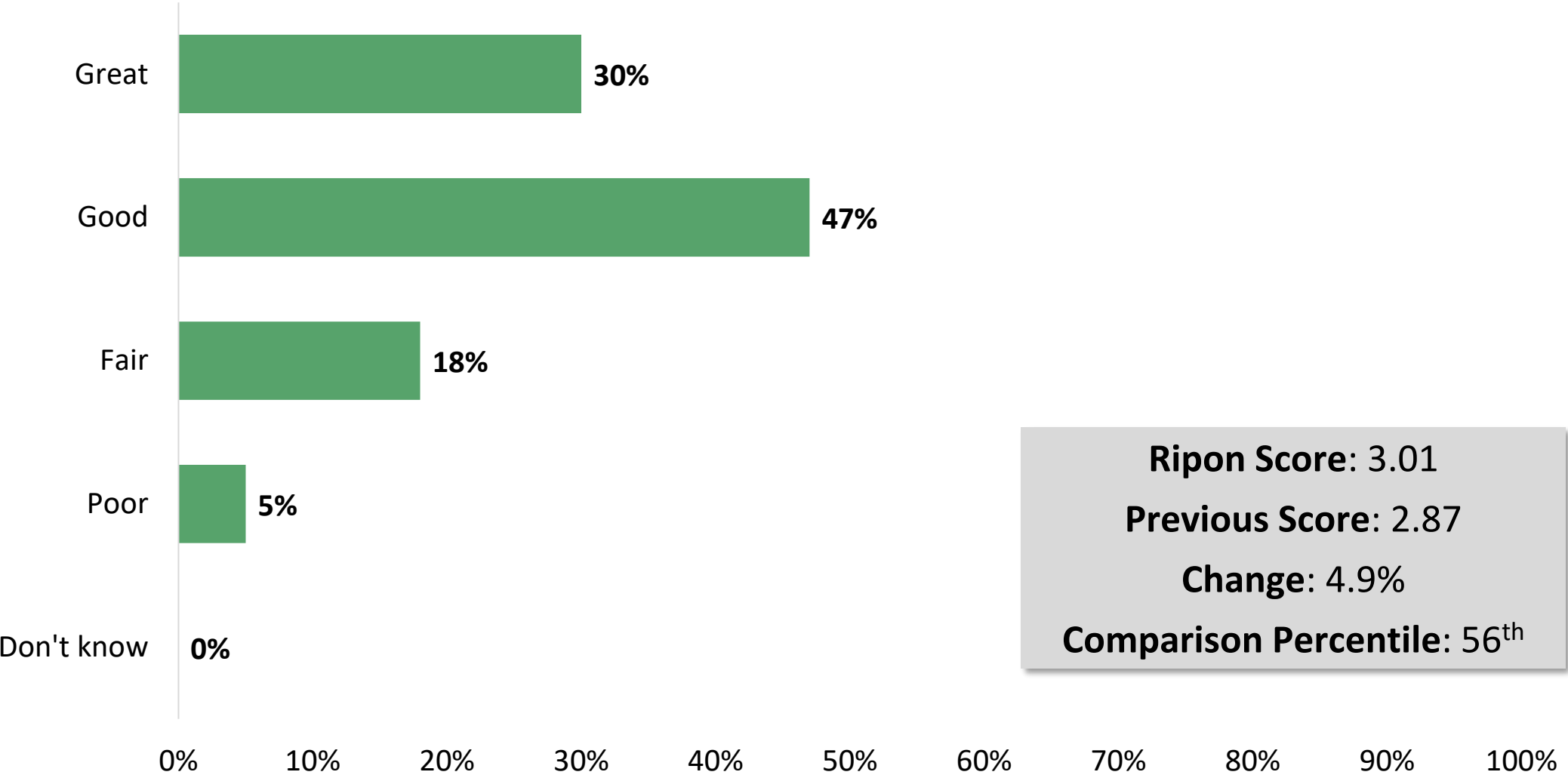
*Agree = 4*

*Disagree = 2*

*Strongly Disagree = 1*

*“Don’t know/doesn’t apply”* are not included in the calculation.

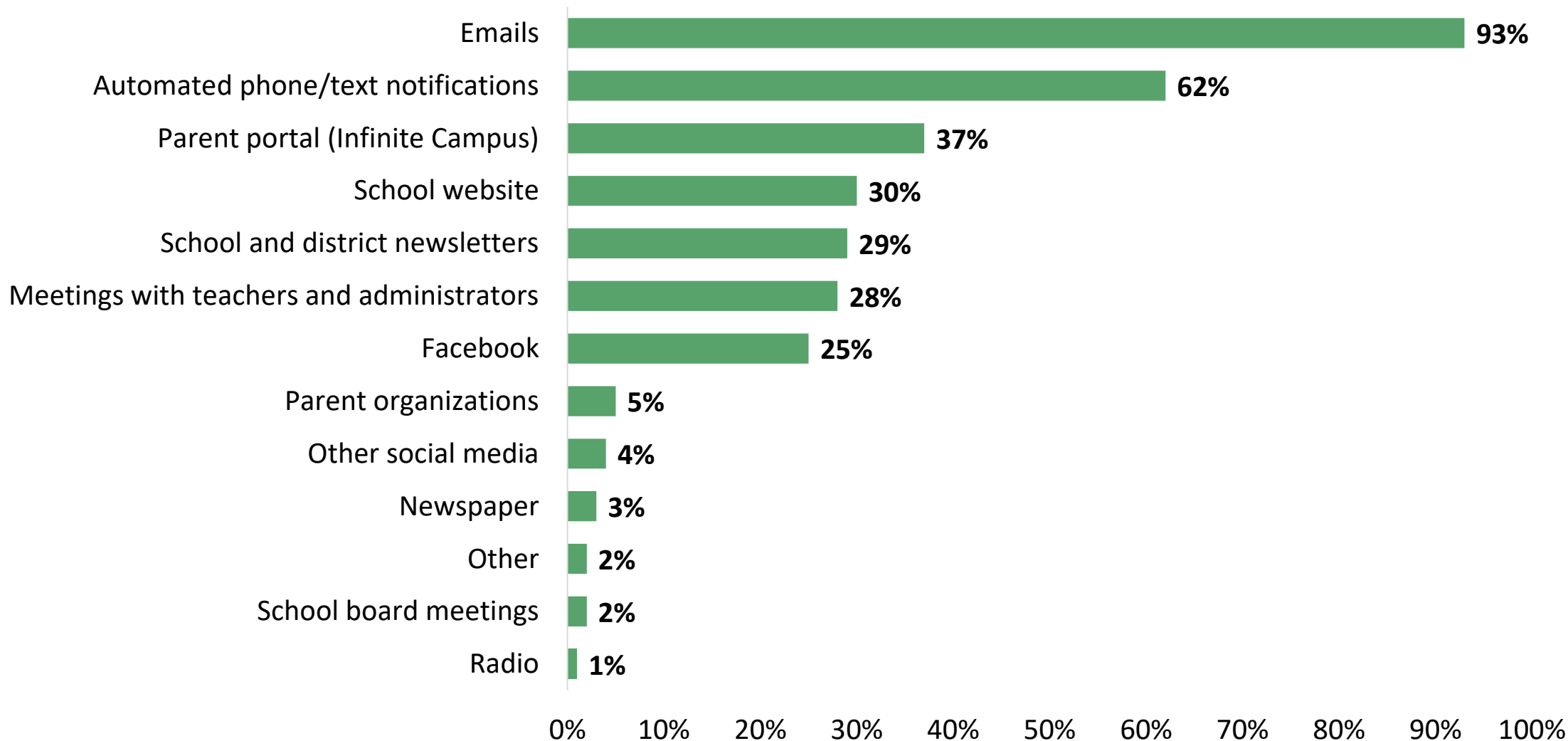
# Overall, how would you rate communications from school?





# How would you like to receive school information?

*(Select all that apply.)*



# Survey Section: Leadership & Communication



Item	Score	Previous Score	Change	Comparison Percentile
District administration is doing what it takes to make our district successful.	3.95	3.68	7.3%	67 <sup>th</sup>
The District is heading in the right direction.	3.91	3.65	7.1%	79 <sup>th</sup>
The school board is doing what it takes to make our district successful.	3.89	3.73	4.3%	76 <sup>th</sup>

# Survey Section: School Experience



Item	Score	Previous Score	Change	Comparison Percentile
I am satisfied with our school's efforts to address bullying.	3.58	3.30	8.5%	61 <sup>st</sup>
Overall, my child is able to handle the emotional challenges of school.	4.09	3.87	5.7%	64 <sup>th</sup>
There is a healthy culture at our school.	3.89	3.68	5.7%	59 <sup>th</sup>
My child feels safe at school.	4.23	4.03	5.0%	61 <sup>st</sup>

# School Experience Continued



Item	Score	Previous Score	Change	Comparison Percentile
My child gets help when they need it.	4.04	3.89	3.9%	67 <sup>th</sup>
I have at least one school staff member I feel comfortable contacting when I have an idea or concern.	4.15	4.01	3.5%	61 <sup>st</sup>
I feel welcome in my child's school.	4.07	3.94	3.3%	23 <sup>rd</sup>
Most days, my child enjoys going to school.	4.03	3.90	3.3%	62 <sup>nd</sup>

# School Experience Continued



Item	Score	Previous Score	Change	Comparison Percentile
The school has high expectations for my child.	4.14	4.01	3.2%	77 <sup>th</sup>
I'm satisfied with how much my child is learning.	4.05	3.93	3.1%	71 <sup>st</sup>
The school teaches with materials that reflect my family's cultural and racial backgrounds.	4.09	3.97	3.0%	76 <sup>th</sup>
I know how to support my child's learning.	4.08	3.96	3.0%	70 <sup>th</sup>

# School Experience Continued



Item	Score	Previous Score	Change	Comparison Percentile
The school provides opportunities for parental involvement.	3.72	3.61	3.0%	25 <sup>th</sup>
If my child breaks a rule at school, they are treated fairly.	4.10	4.00	2.5%	66 <sup>th</sup>
School facilities are clean and well-kept.	4.38	4.28	2.3%	65 <sup>th</sup>
School communication is both timely and transparent.	3.93	3.85	2.1%	62 <sup>nd</sup>

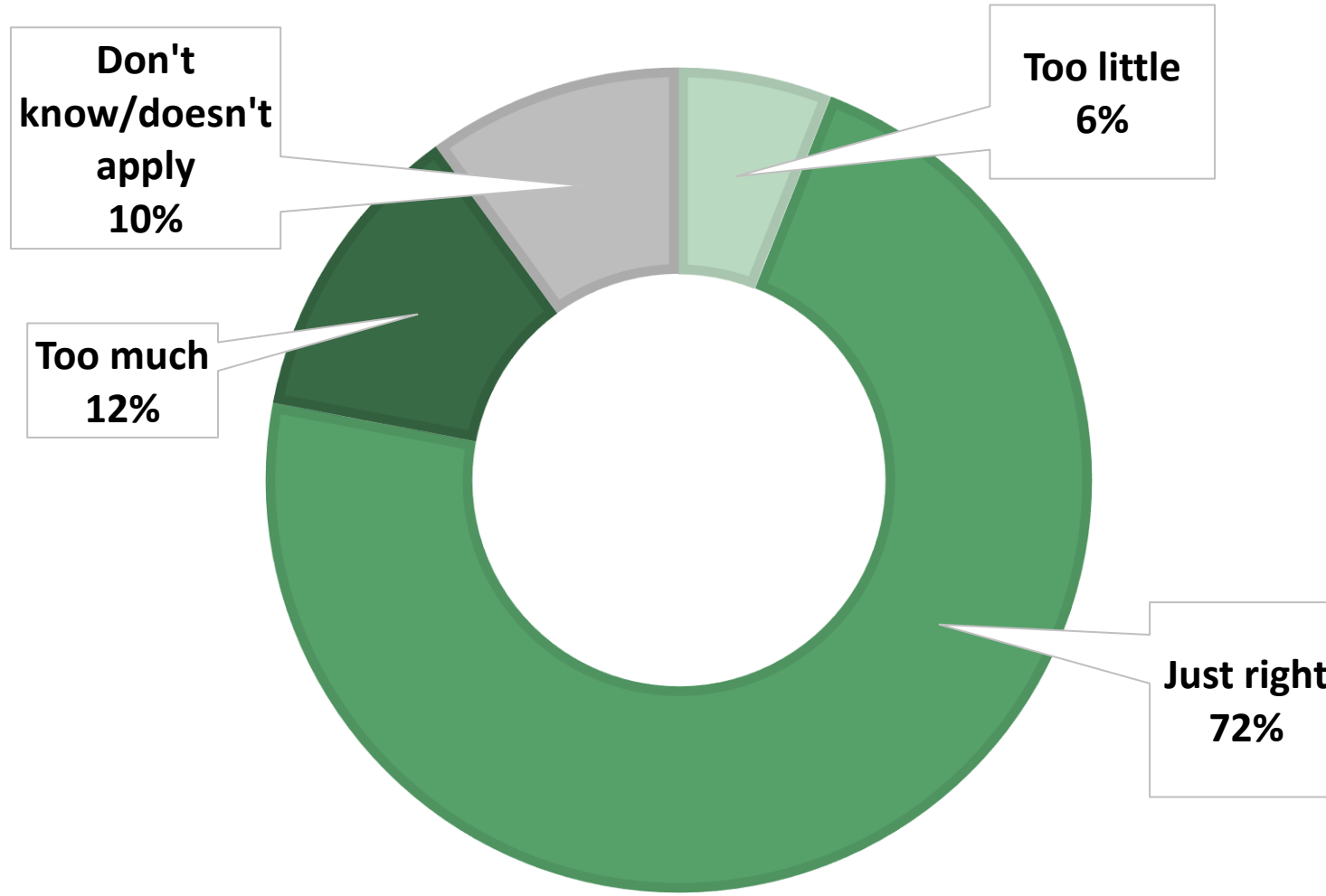
# School Experience Continued



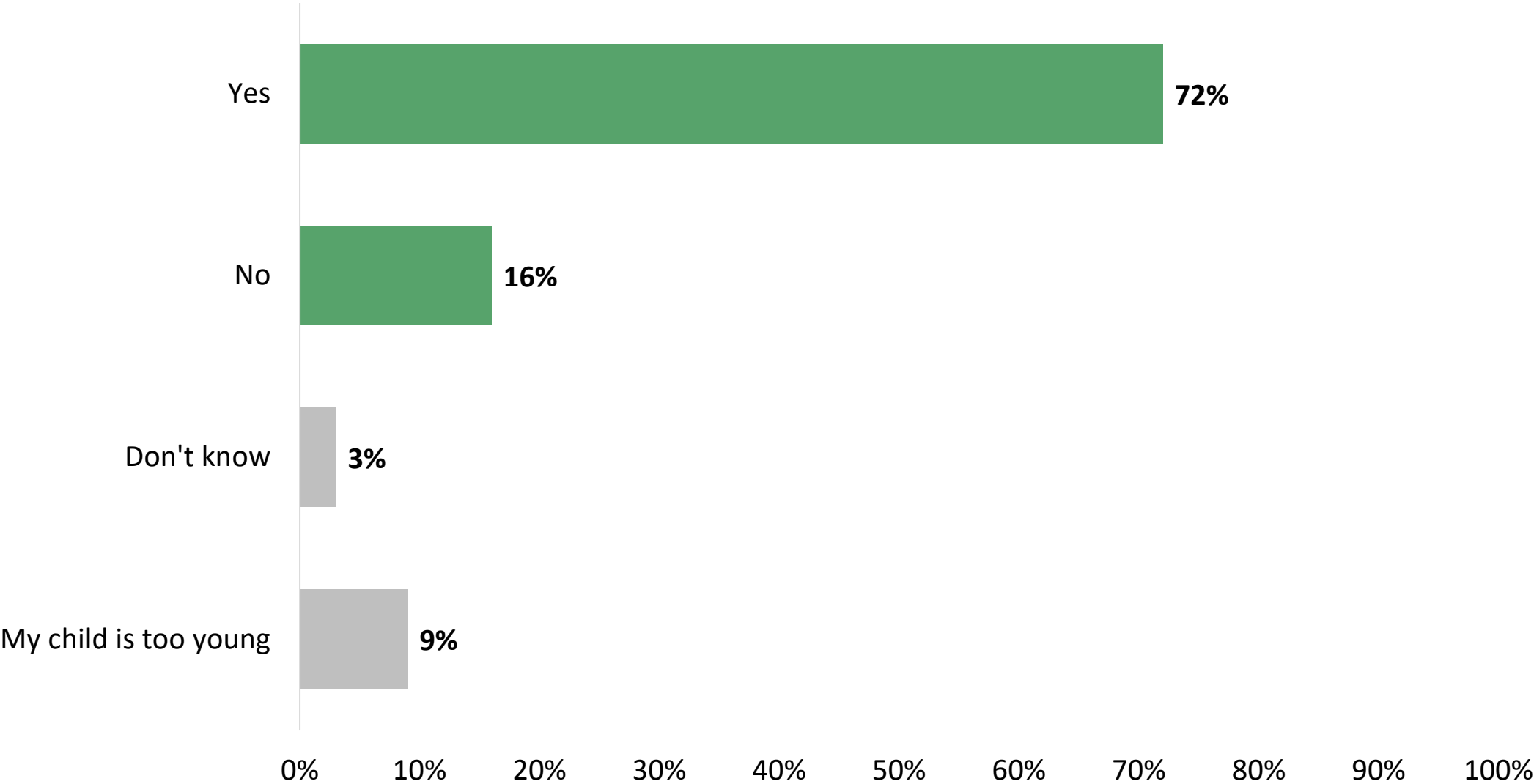
Item	Score	Previous Score	Change	Comparison Percentile
School staff treat my child with dignity and respect.	4.20	4.15	1.2%	57 <sup>th</sup>
I have opportunities to provide feedback to the school/teachers.	3.90	3.86	1.0%	68 <sup>th</sup>
I am updated on how my child is doing at school.	3.91	3.94	-0.8%	58 <sup>th</sup>



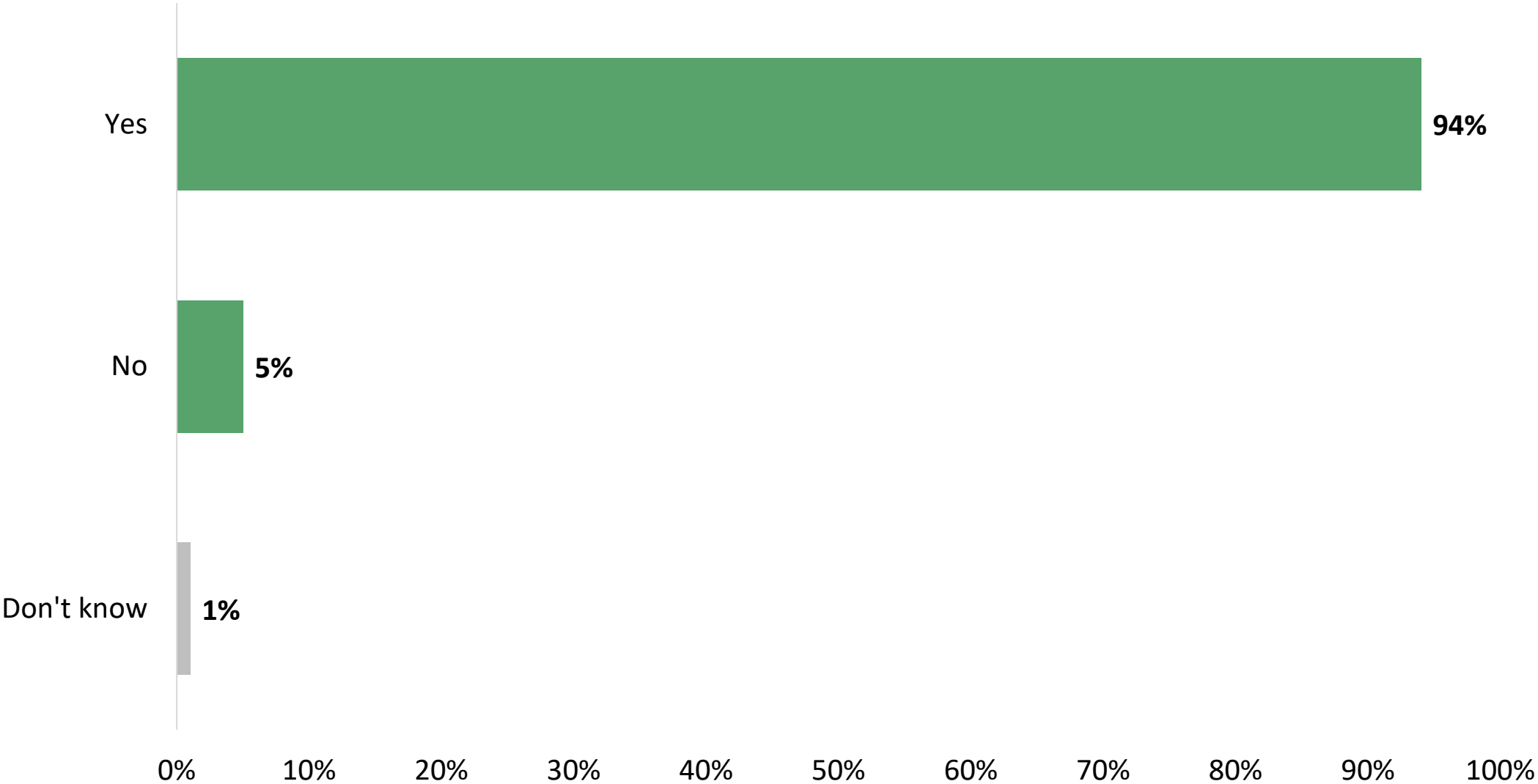
# The overall amount of homework my child is asked to complete is:



# Does your child currently participate or plan to participate in any school-sponsored sports and/or extracurricular activities?



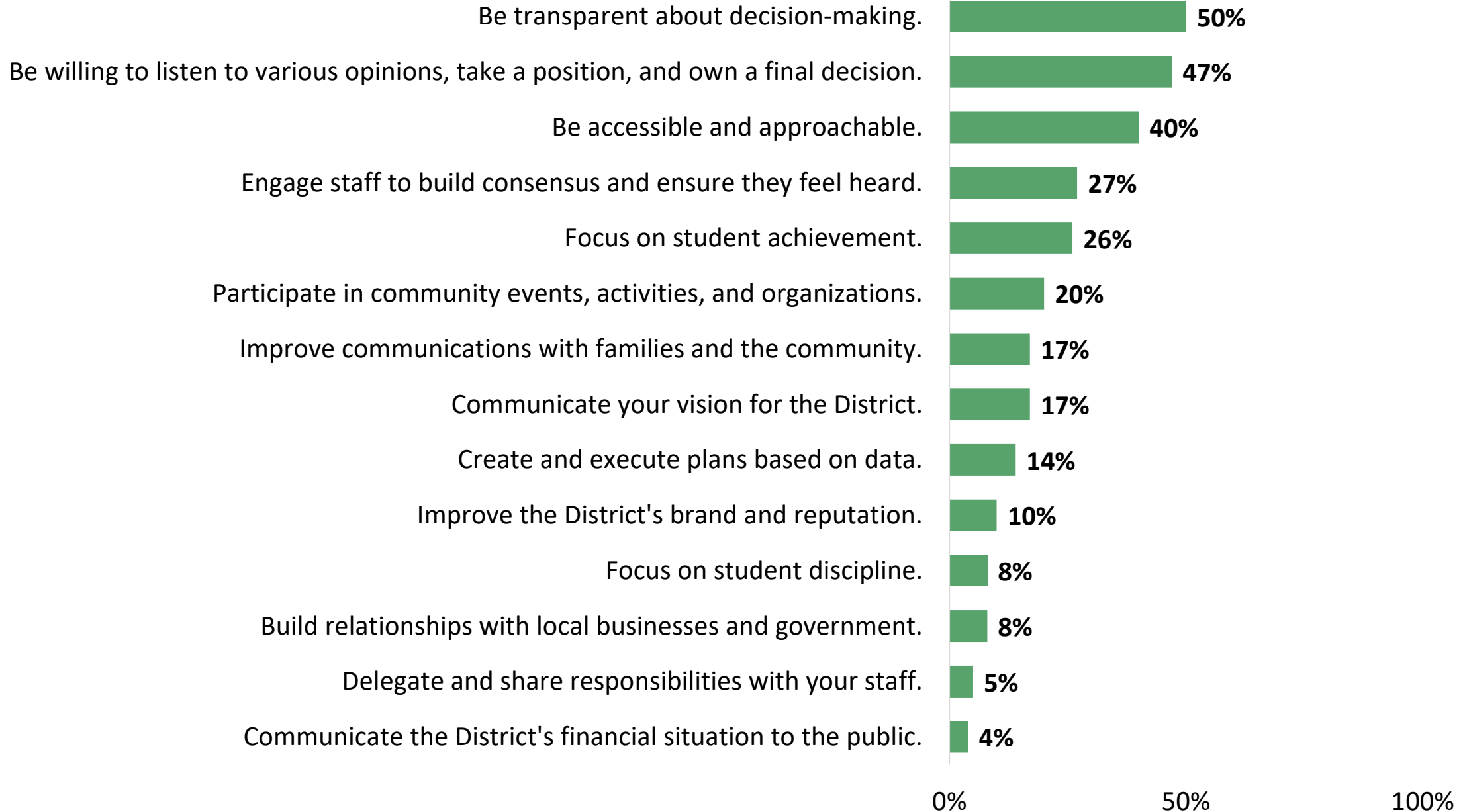
My child has access to reliable internet outside of school.





# Advice for the New Superintendent

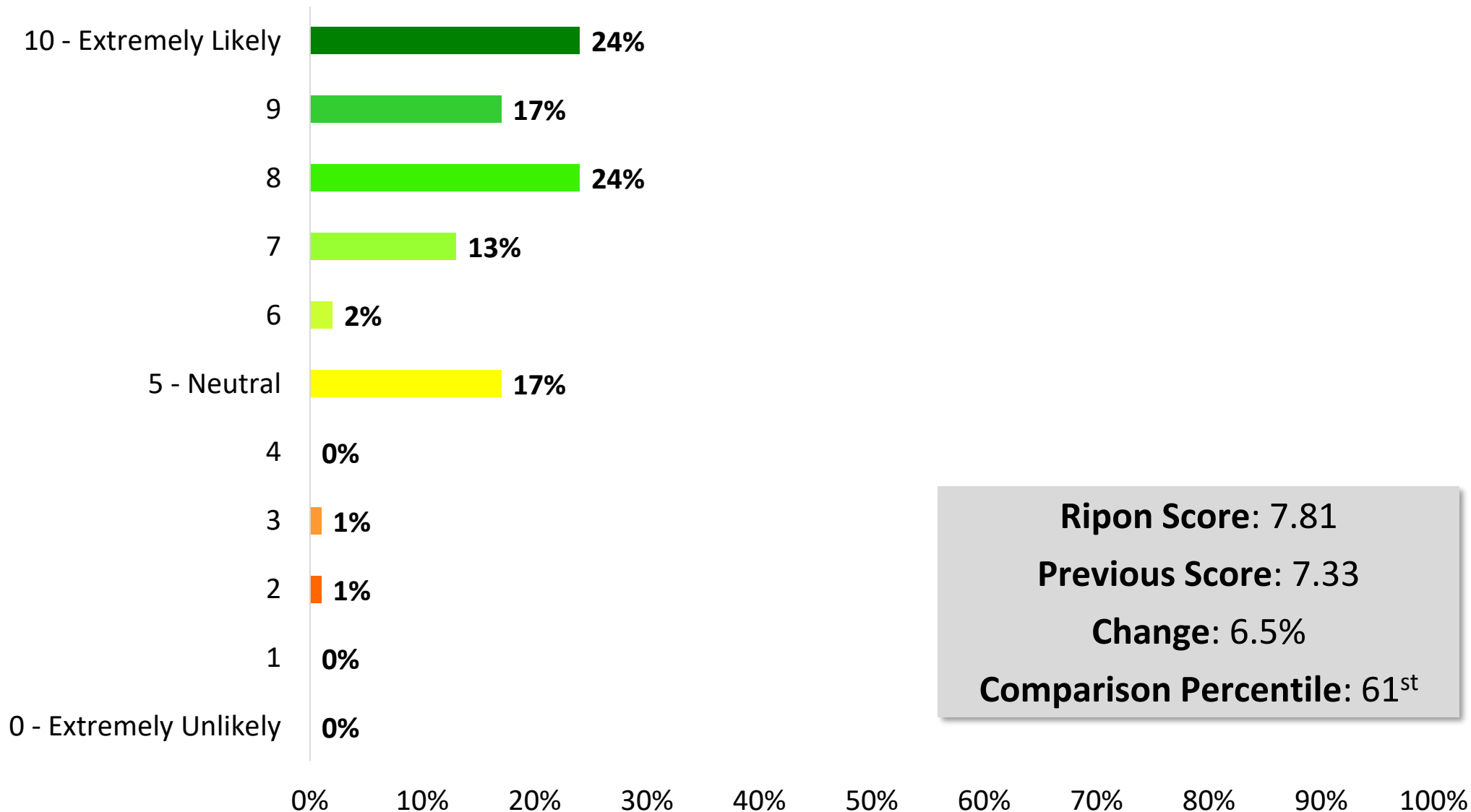
**Please choose up to three pieces of advice you would give our new superintendent.**





# Overall Satisfaction

# On a scale of 0 - 10, how likely would you be to recommend our school(s) to a friend or family member?







# Summary Analysis

# Five Items with the Most Improvement

Item	% Change
I am satisfied with our school's efforts to address bullying.	8.5%
District administration is doing what it takes to make our district successful.	7.3%
The District is heading in the right direction.	7.1%
Overall, my child is able to handle the emotional challenges of school.	5.7%
There is a healthy culture at our school.	5.7%



# Five Items with the Least Improvement

Item	% Change
School facilities are clean and well-kept.	2.3%
School communication is both timely and transparent.	2.1%
School staff treat my child with dignity and respect.	1.2%
I have opportunities to provide feedback to the school/teachers.	1.0%
I am updated on how my child is doing at school.	-0.8%





# Five Items with the Highest Comparison Scores

Item	Score
The District is heading in the right direction.	79 <sup>th</sup>
The school has high expectations for my child.	77 <sup>th</sup>
The school board is doing what it takes to make our district successful.	76 <sup>th</sup>
The school teaches with materials that reflect my family's cultural and racial backgrounds.	76 <sup>th</sup>
I'm satisfied with how much my child is learning.	71 <sup>st</sup>

# Five Items with the Lowest Comparison Scores

Item	Score
I am updated on how my child is doing at school.	58 <sup>th</sup>
School staff treat my child with dignity and respect.	57 <sup>th</sup>
Overall, how would you rate communications from school?	56 <sup>th</sup>
The school provides opportunities for parental involvement.	25 <sup>th</sup>
I feel welcome in my child's school.	23 <sup>rd</sup>





# SCHOOL PERCEPTIONS

*Measuring what matters*

262.644.4300 | [schoolperceptions.com](http://schoolperceptions.com)

